

Summary of Newfoundland and Labrador

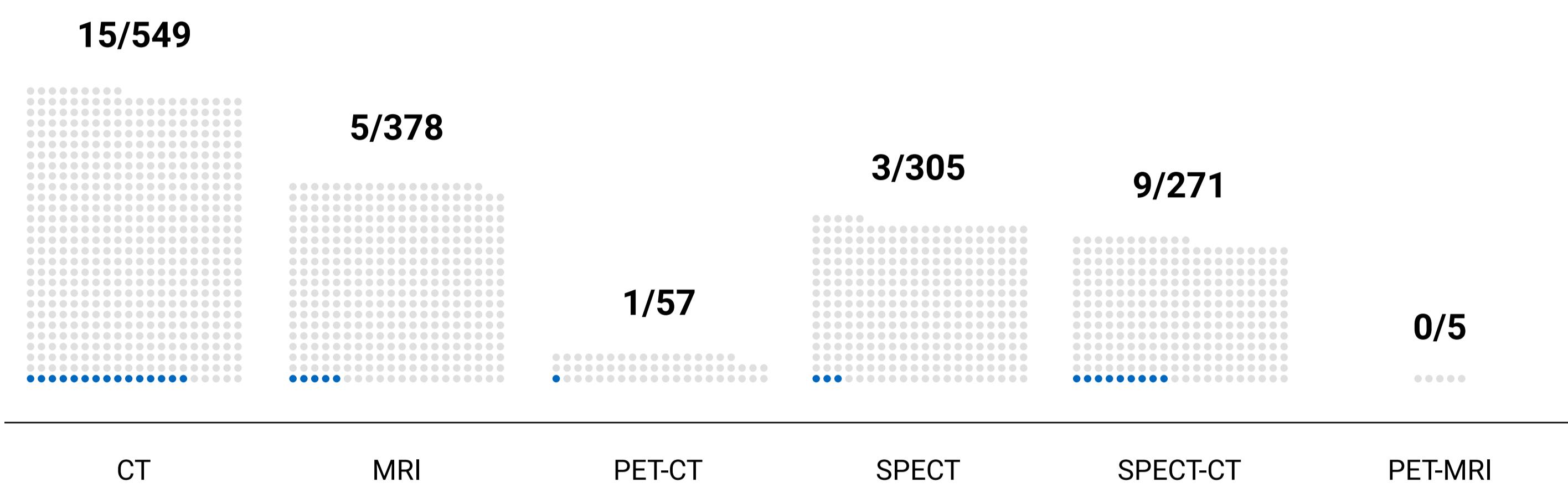
CADTH's Canadian Medical Imaging Inventory (CMI) collects data on medical imaging equipment across Canada. The national results are published in a [comprehensive report](#), and this provincial summary consolidates the Newfoundland and Labrador data from that report. If you are a CADTH customer and require additional information on the technical characteristics of imaging equipment, please send a request to cmii@cadth.ca.



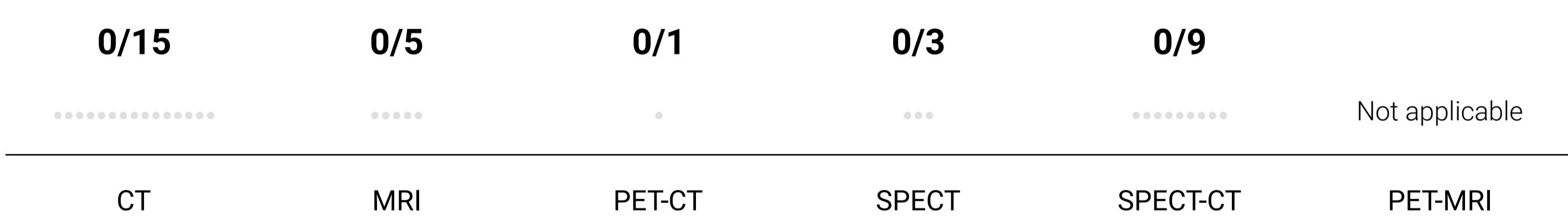
In Newfoundland and Labrador, there are approximately 9 rural sites and 4 urban sites that offer advanced medical imaging services. Newfoundland and Labrador has 15 CT units, 1 of which is a 320-slice CT unit located at Western Memorial Regional Hospital in Corner Brook. At least 3 sites reported operating CT units on the weekend, including 1 site that operates 24 hours a day. There are 5 MRI units available in the province, including 1 unit with a 3.0 Tesla field strength located at the Health Sciences Centre in St. John's. Newfoundland and Labrador has 1 PET-CT unit, also located at the Health Sciences Centre in St. John's. There are 3 SPECT units and 9 SPECT-CT units in service in the province.

Machines in Total

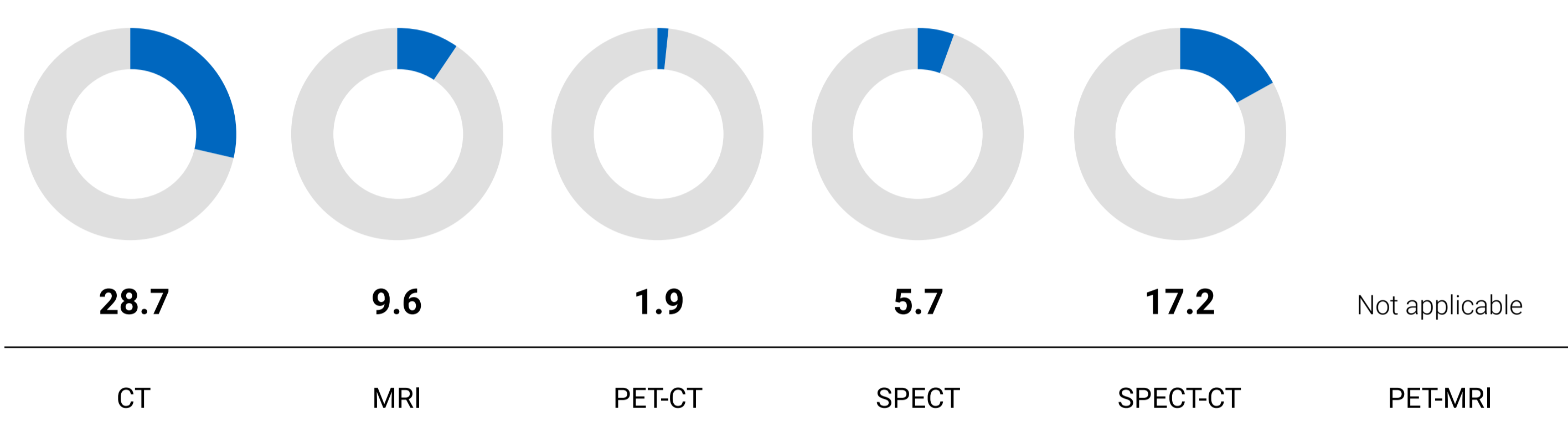
Number of imaging units out of national total 2019-2020



Mobile Equipment

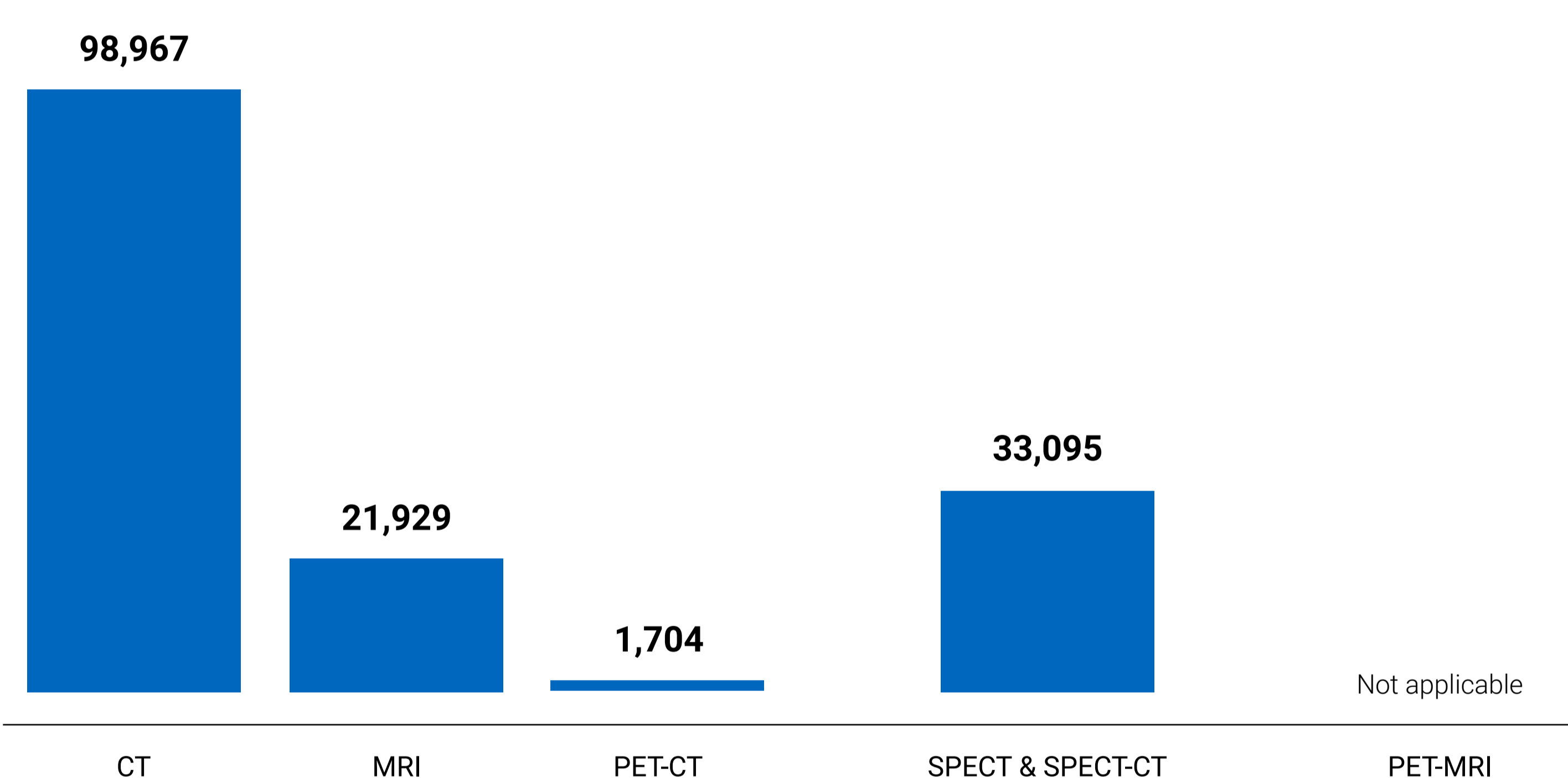


Units per Million Population Out of Canadian Total



Exams per Year

Number of exams for each modality in Newfoundland and Labrador

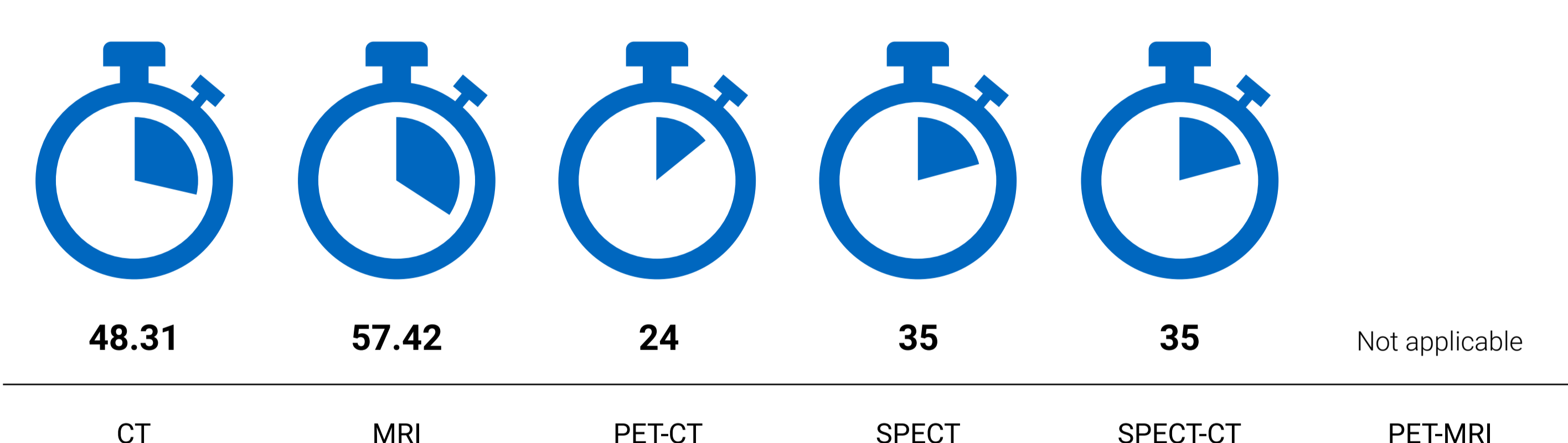


Exams per 1,000 People

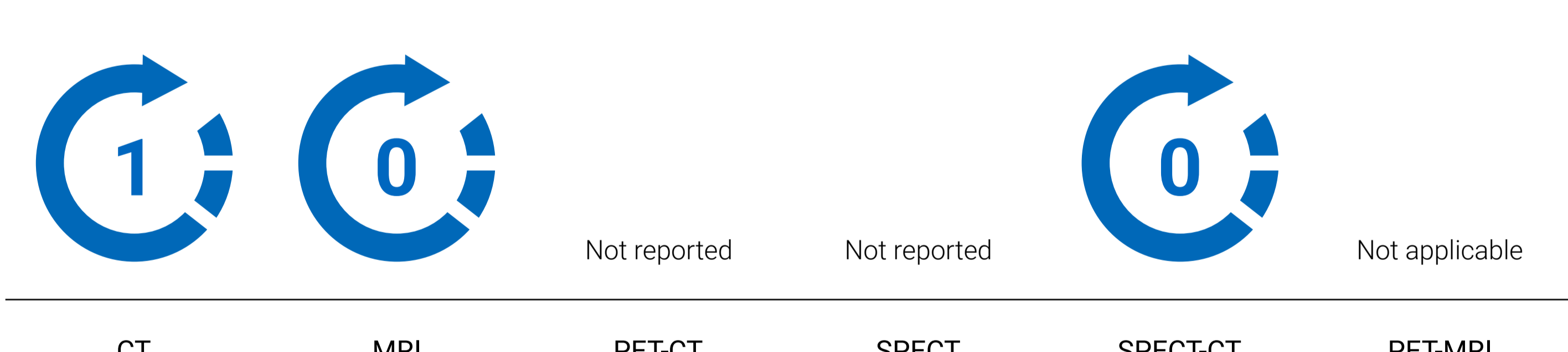


Hours of Operation

Average hours of operation per week



Sites Operating 24 Hours a Day



Sites Operating on Weekends



Average Age of Units Across Canada (Years)


Category	CT	MRI	PET-CT	SPECT	SPECT-CT	PET-MRI
Average	8.1	8.6	8.2	13.2	6.6	5
Oldest	23	20	17	33	17	7
Newest	0	0	0	0	0	2

Data Limitations

Data were imputed for a limited number of questions regarding values if no response was obtained. In particular, the number of machines, the mobility of imaging equipment or weekend and 24-hour availability were left blank, the answer was assumed to be no. Technical information, including the age of machines, was incomplete for some sites. If the age of equipment was not available, it was excluded from the calculation of averages.

By preference, examination data supplied by the validators were reported. Not all sites reported examination data.

Additional information on the methodology used for the collection of this data are available in the 2019-2020 Canadian Medical Imaging Inventory report.



Disclaimer

CADTH is an independent, not-for-profit organization responsible for providing Canada's health care decision-makers with objective evidence to help make informed decisions about the optimal use of drugs and medical devices in our health care system.

CADTH receives funding from Canada's federal, provincial, and territorial governments, with the exception of Quebec.

This material is made available for informational purposes only and no representations or warranties are made with respect to its fitness for any particular purpose; this document should not be used as a substitute for professional medical advice or for the application of professional judgment in any decision-making process. Users may use this document at their own risk. The Canadian Agency for Drugs and Technologies in Health (CADTH) does not guarantee the accuracy, completeness, or currency of the contents of this document. CADTH is not responsible for any errors or omissions, or injury, loss, or damage arising from or relating to the use of this document and is not responsible for any third-party materials contained or referred to herein. Subject to the aforementioned limitations, the views expressed herein do not necessarily reflect the views of Health Canada, Canada's provincial or territorial governments, other CADTH funders, or any third-party supplier of information. This document is subject to copyright and other intellectual property rights and may only be used for non-commercial, personal use or private research and study.