

Summary of Nunavut

CADTH's Canadian Medical Imaging Inventory (CMI) collects data on medical imaging equipment across Canada. The national results are published in a [comprehensive report](#), and this provincial summary consolidates the Nunavut data from that report. If you are a CADTH customer and require additional information on the technical characteristics of imaging equipment, please send a request to cmii@cadth.ca.




Nunavut has 1 CT unit, which is located at the Qikiqtani General Hospital in Iqaluit. This unit was first operationalized in 2014 and performed approximately 3,081 exams in the year of 2019-2020. No additional information on the weekend availability or technical specifications of this unit was retrieved.


Machines in Total

Number of imaging units out of national total 2019-2020

1/549




0/378




0/57



0/305



0/271



0/5



CT	MRI	PET-CT	SPECT	SPECT-CT	PET-MRI
----	-----	--------	-------	----------	---------

Mobile Equipment

0/1

CT	MRI	PET-CT	SPECT	SPECT-CT	PET-MRI
0/1	Not applicable	Not applicable	Not applicable	Not applicable	Not applicable

Units per Million Population Out of Canadian Total



CT	MRI	PET-CT	SPECT	SPECT-CT	PET-MRI
25.7	Not applicable	Not applicable	Not applicable	Not applicable	Not applicable

Exams per Year

Number of exams for each modality in Nunavut

3,081



CT	MRI	PET-CT	SPECT & SPECT-CT	PET-MRI
3,081	Not applicable	Not applicable	Not applicable	Not applicable

Exams per 1,000 People

79.3

CT	MRI	PET-CT	SPECT & SPECT-CT	PET-MRI
79.3	Not applicable	Not applicable	Not applicable	Not applicable

Hours of Operation

Average hours of operation per week

CT	MRI	PET-CT	SPECT	SPECT-CT	PET-MRI
Not reported	Not applicable	Not applicable	Not applicable	Not applicable	Not applicable

Sites Operating 24 Hours a Day

CT	MRI	PET-CT	SPECT	SPECT-CT	PET-MRI
Not reported	Not applicable	Not applicable	Not applicable	Not applicable	Not applicable

Sites Operating on Weekends



CT	MRI	PET-CT	SPECT	SPECT-CT	PET-MRI
0	Not applicable	Not applicable	Not applicable	Not applicable	Not applicable

Average Age of Units Across Canada (Years)


Average	8.1	8.6	8.2	13.2	6.6	5
Oldest	23	20	17	33	17	7
Newest	0	0	0	0	0	2
	CT	MRI	PET-CT	SPECT	SPECT-CT	PET-MRI

Data Limitations

Data were imputed for a limited number of missing values if no response was obtained. In particular, if the questions regarding the mobility of imaging equipment or weekend and 24-hour availability were left blank, the answer was assumed to be no. Technical information, including the age of machines, was incomplete for some sites. If the age of equipment was not available, it was excluded from the calculation of averages.

By preference, examination data supplied by the validators were reported. Not all sites reported examination data.

Additional details on the methodology used for the collection of this data are available in the 2019-2020 Canadian Medical Imaging Inventory report.



Disclaimer

CADTH is an independent, not-for-profit organization responsible for providing Canada's health care decision-makers with objective evidence to help make informed decisions about the optimal use of drugs and medical devices in our health care system.

CADTH receives funding from Canada's federal, provincial, and territorial governments, with the exception of Quebec.

This material is made available for informational purposes only and no representations or warranties are made with respect to its fitness for any particular purpose; this document should not be used as a substitute for professional medical advice or for the application of professional judgment in any decision-making process. Users may use this document at their own risk. The Canadian Agency for Drugs and Technologies in Health (CADTH) does not guarantee the accuracy, completeness, or currency of the contents of this document. CADTH is not responsible for any errors or omissions, or injury, loss, or damage arising from or relating to the use of this document and is not responsible for any third-party materials contained or referred to herein. Subject to the aforementioned limitations, the views expressed herein do not necessarily reflect the views of Health Canada, Canada's provincial or territorial governments, other CADTH funders, or any third-party supplier of information. This document is subject to copyright and other intellectual property rights and may only be used for non-commercial, personal use or private research and study.

