

Summary of Ontario

CADTH's Canadian Medical Imaging Inventory (CMII) collects data on medical imaging equipment across Canada. The national results are published in a [comprehensive report](#), and this provincial summary consolidates the Ontario data from that report. If you are a CADTH customer and require additional information on the technical characteristics of imaging equipment, please send a request to cmii@cadth.ca.

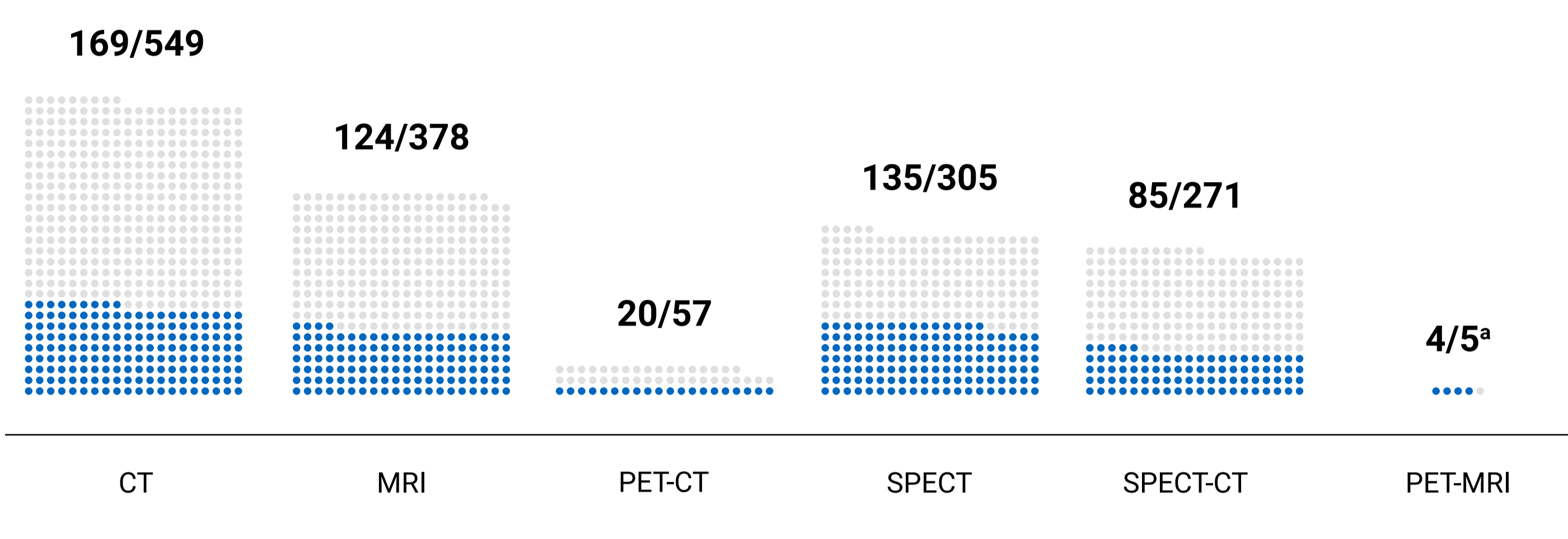


Ontario has the highest number of CT, MRI, PET-MRI, SPECT and SPECT-CT units across Canada. Ontario has 169 CT units, including ten 320-slice CT units. At least 55 sites operate on the weekend, including 28 sites that operate 24 hours a day. Ontario has 124 MRI units, including 3 open-bore MRI machines, located 1 each at Cornwall Community Hospital, Belleville General Hospital, and Stratford General Hospital. Access to MRI on the weekend is provided by at least 37 facilities, including 10 facilities that operate 24 hours a day. Ontario has 20 PET-CT machines, including 1 mobile PET-CT at Precision Diagnostic Imaging in Windsor. While this is a mobile PET-CT unit, it operates as a fixed unit. Ontario has 4 PET-MRI units (used for research purposes only): 2 in Toronto (located at Sunnybrook Hospital and Toronto General Hospital), 1 in Ottawa (located at the Royal Mental Health Centre), and 1 in London (located at St. Joseph's Health Care London). There are 135 SPECT and 85 SPECT-CT units across the province, including 3 mobile SPECT units that serve various facilities and communities. At least 3 sites across the province operate SPECT and SPECT-CT units on the weekend.

Ontario has the highest adoption rate of peer review programs with 64% to 80% use for CT, MRI, and the hybrid modalities. Ontario has one of the highest adoption rates of clinical decision supports tools for CT, PET-CT, and SPECT-CT exams. The most common exam-ordering practice is via fax and paper form, followed by automated entry form and centralized booking.

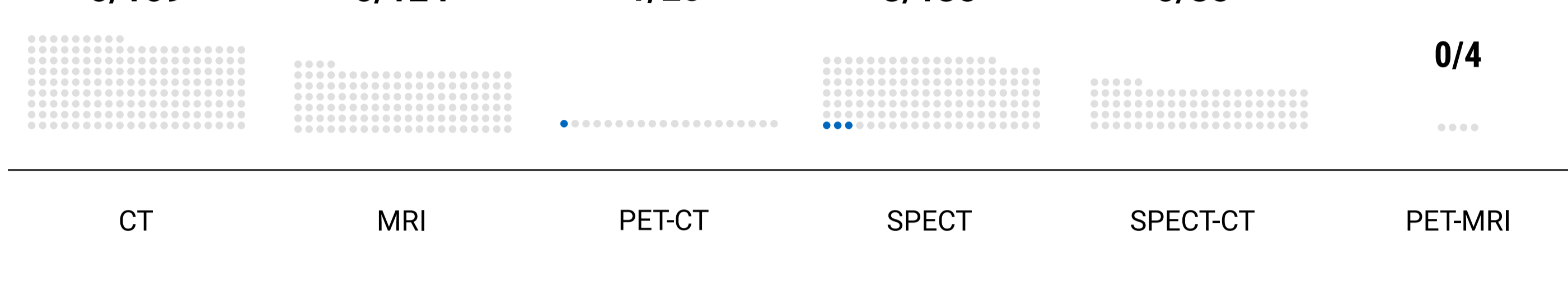
Machines in Total

Number of imaging units out of national total 2019-2020

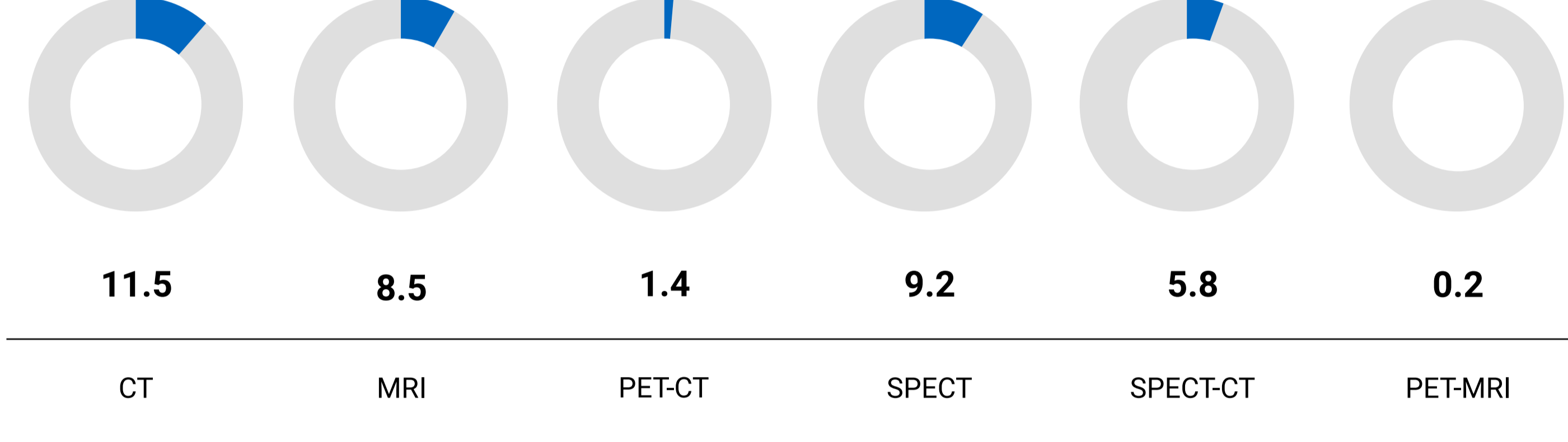


^aFor research purposes only.

Mobile Equipment

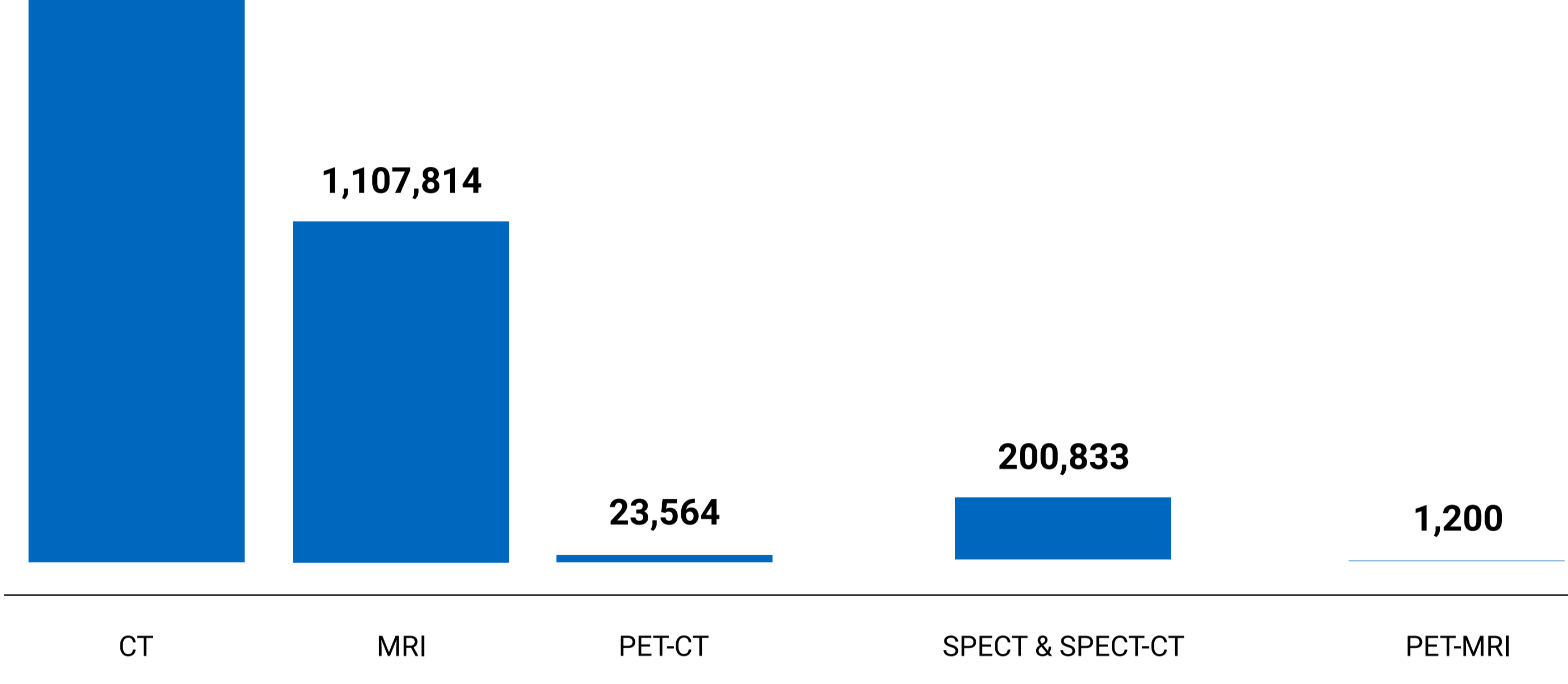


Units per Million Population Out of Canadian Total

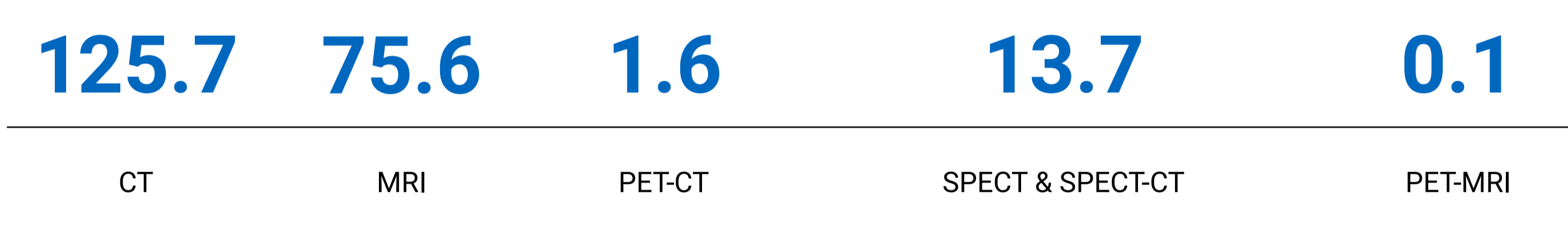


Exams per Year

Number of exams for each modality in Ontario

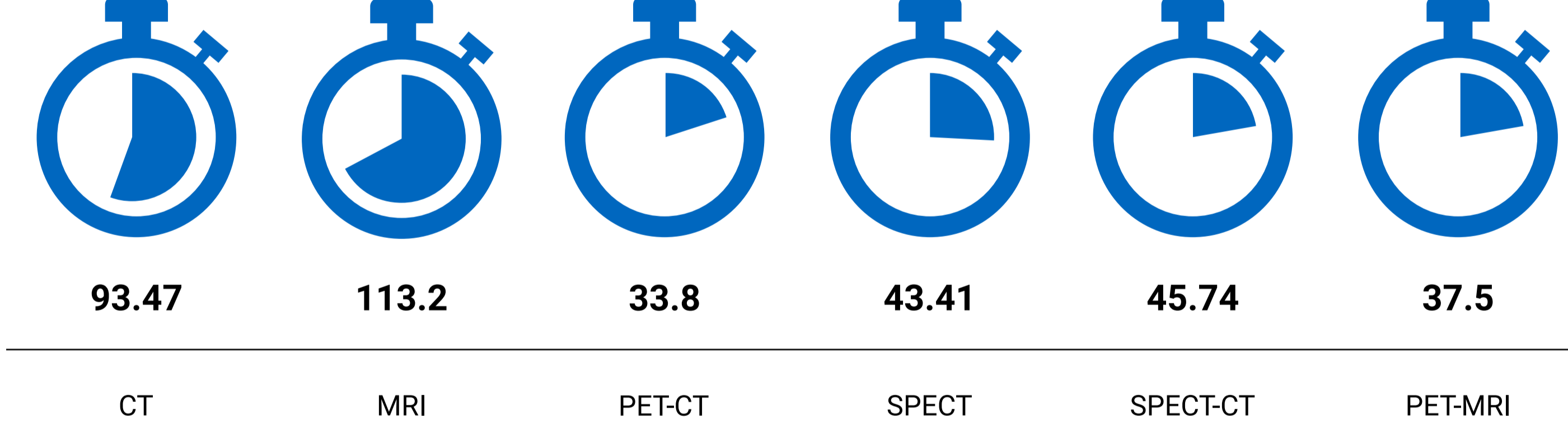


Exams per 1,000 People

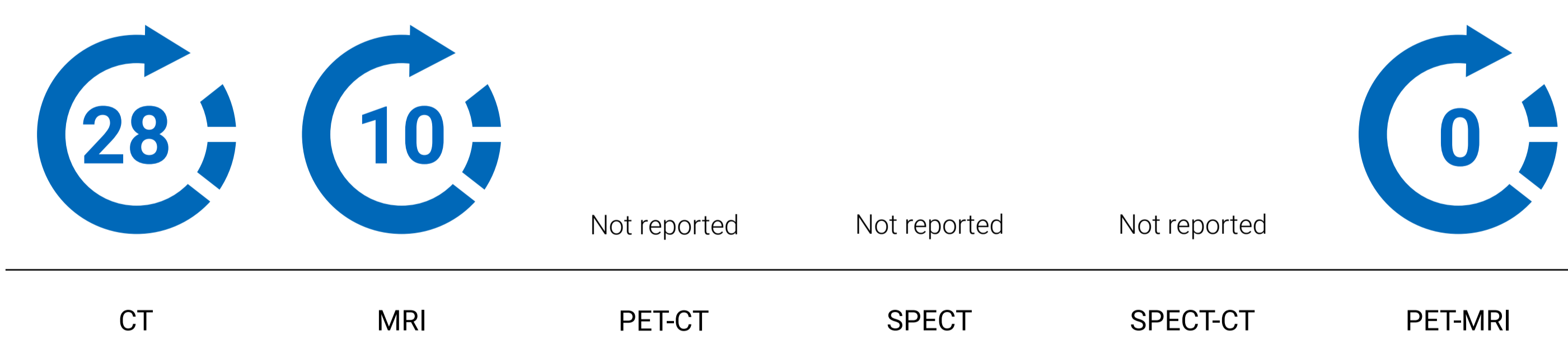


Hours of Operation

Average hours of operation per week



Sites Operating 24 Hours a Day



Sites Operating on Weekends



Average Age of Units Across Canada (Years)


Category	CT	MRI	PET-CT	SPECT	SPECT-CT	PET-MRI
Average	8.1	8.6	8.2	13.2	6.6	5
Oldest	23	20	17	33	17	7
Newest	0	0	0	0	0	2

Data Limitations

Data were imputed for a limited number of missing values if no response was obtained. In particular, if the questions regarding the mobility of imaging equipment or weekend and 24-hour availability were left blank, the answer was assumed to be no. Technical information, including the age of machines, was incomplete for some sites. If the age of equipment was not available, it was excluded from the calculation of averages.

By preference, examination data supplied by the validators were reported. Not all sites reported examination data.

Additional details on the methodology used for the collection of this data are available in the 2019-2020 Canadian Medical Imaging Inventory report.



Disclaimer

CADTH is an independent, not-for-profit organization responsible for providing Canada's health care decision-makers with objective evidence to help make informed decisions about the optimal use of drugs and medical devices in our health care system.

CADTH receives funding from Canada's federal, provincial, and territorial governments, with the exception of Quebec.

This material is made available for informational purposes only and no representations or warranties are made with respect to its fitness for any particular purpose; this document should not be used as a substitute for professional medical advice or for the application of professional judgment in any decision-making process. Users may use this document at their own risk. The Canadian Agency for Drugs and Technologies in Health (CADTH) does not guarantee the accuracy, completeness, or currency of the contents of this document. CADTH is not responsible for any errors or omissions, or injury, loss, or damage arising from or relating to the use of this document and is not responsible for any third-party materials contained or referred to herein. Subject to the aforementioned limitations, the views expressed herein do not necessarily reflect the views of Health Canada, Canada's provincial or territorial governments, other CADTH funders, or any third-party supplier of information. This document is subject to copyright and other intellectual property rights and may only be used for non-commercial, personal use or private research and study.